

F-CAP CHINESE CURRICULUM COUNCIL

CHINESE – Level 1

Unit 3: My Friends...


Assessment: Interpersonal & Presentational Speaking


CHINESE FLAGSHIP SECONDARY CURRICULUM

LEVEL 1, UNIT 3

INTERPERSONAL SPEAKING ASSESSMENT



Scenario 1 - Interpersonal Speaking	Objectives
<p>Scenario 1: You are an exchange student in China. Today, you have a conversation with another exchange student from another country during lunch. You exchange the following information in your conversation:</p> <ul style="list-style-type: none">• Your name, age, school, and grade level• Your nationality and hometown• Your first language and languages you are learning• Your contact information (phone number, email, home address)• Your best friend's physical appearance.	<ul style="list-style-type: none">• I can tell someone about my grade level, nationality, the languages I can speak, and my address.• I can describe my friend's appearance.• I can ask questions and exchange information. 

Scenario 2 - Interpersonal Speaking	Objectives
<p>Scenario 2: You are a high school student. This summer, you are joining a STARTALK residential summer camp. They host an orientation where you see your soon-to-be classmate. He/she is also a high school student who is learning Chinese. The two of you use Chinese to introduce yourselves. You also exchange personal information so you can keep in touch.</p> <p>You will want to include the following:</p> <ul style="list-style-type: none">• Name, age, school, grade level• Your nationality, Languages you speak• Address/contact information● The appearance of another STARTALK friend you want to meet.	<ul style="list-style-type: none">• I can tell someone about my grade level, nationality, the languages I can speak, and my address.● I can talk about the appearance of another student.• I can ask questions and exchange information. 


F-CAP CHINESE CURRICULUM COUNCIL


CHINESE – Level 1

Unit 3: My Friends...

Assessment: Interpersonal & Presentational Speaking



Scenario 3- Interpersonal Speaking	Learning Targets
<p>Scenario 3: You are in a film named “China through My Eyes”. You are filming the street view in China and see a handsome/beautiful guy/girl on the street. You want to impress him/her by speaking Chinese.</p> <p>You will want to include the following:</p> <ul style="list-style-type: none">• A greeting• A brief introduction (name and nationality)• Languages you can speak• Your address• Your contact• A goodbye	<ul style="list-style-type: none">• I can tell someone about my nationality.• I can tell someone about the languages I can speak.• I can tell someone my address. 

Scenario 4- Presentational Speaking	Learning Targets
<p>Scenario 4: You are having your final oral test in the Chinese class. The topic you need to talk about is <u>My Friend</u>. You will want to include the following in your presentation:</p> <ul style="list-style-type: none">• A greeting• A brief self-introduction (name, age, school, grade level)• The name of your friend• The physical appearance and personality of your friend• The nationality of your friend• The languages your friend can speak• His/her address <p>Now, present your presentation.</p>	<ul style="list-style-type: none">• I can describe my friend’s physical appearance and personality.• I can tell my friend’s nationality.• I can tell whether my friends can speak a language.• I can tell my friend’s address. 

Adapted from Jefferson County Public Schools, KY, 2011